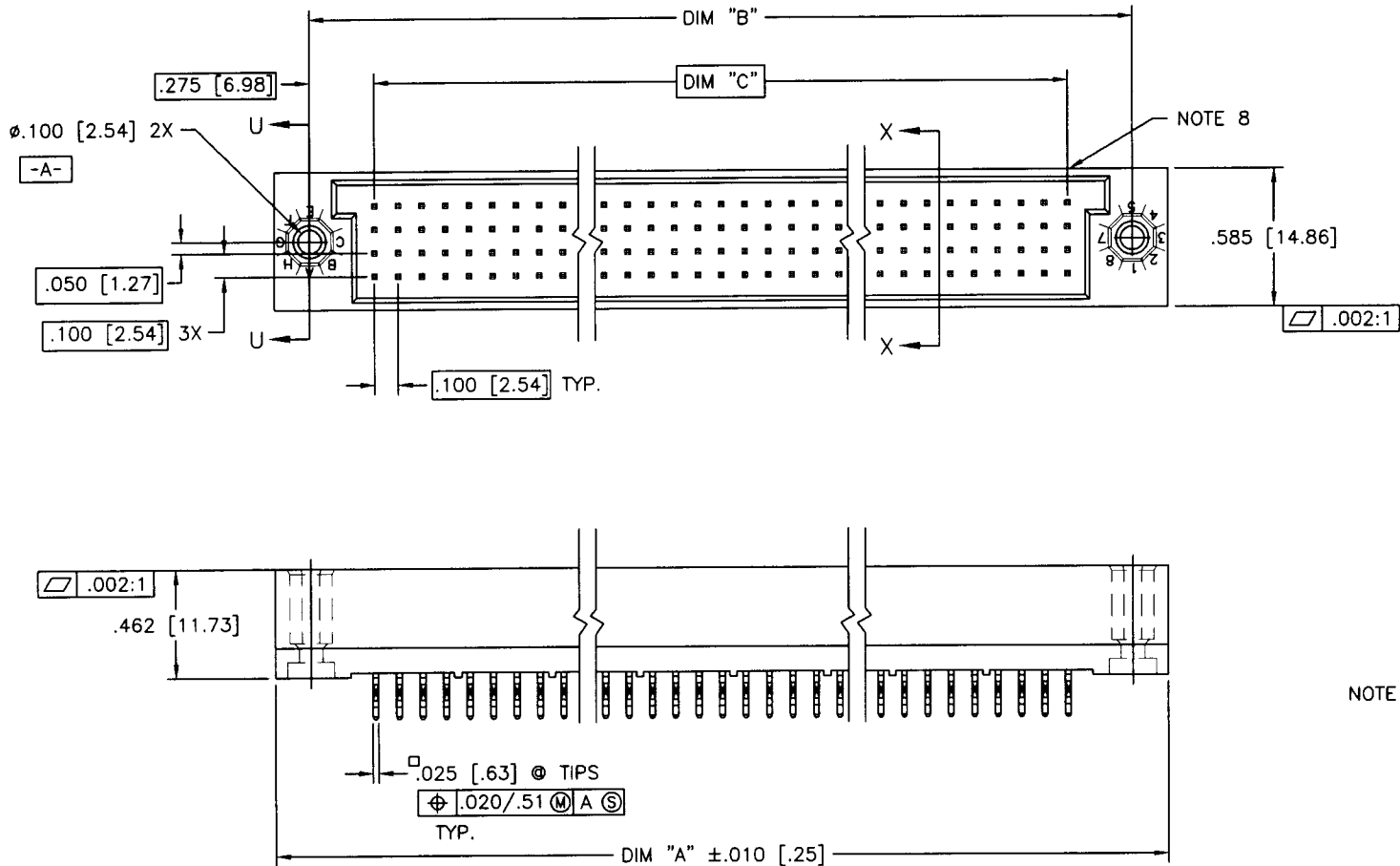


Tous droits strictement réservés. Reproduction ou communication à des tiers interdite sous quelque forme que ce soit sans autorisation écrite du propriétaire. Propriété de c FCI. Droits de reproduction FCI.

All rights strictly reserved. Reproduction or issue to third parties in any form whatever is not permitted without written authority from the proprietor. Property of FCI. Copyright FCI.



PRODUCT NUMBER
SEE NOTE 1



mat'l. code		NOTE 3		tolerances unless otherwise specified		CUSTOMER COPY	Electronics		
ltr	ecn no	dr	date	linear	.XX±.01/.X±.3		projection	FCI	www.fciconnect.com
E	V23149	MRC	9/28/92		.XXX±.005/.XX±.13	INCH/MM	title		
F	V40285	PDP	1/20/94		.XXXX±.0020/.XXX±.051		4 ROW VERTICAL HEADER		
G	V40941	PDP	6/1/94	angles	0° ±2°	w/PRESS FIT PINS, 0 G.P.		product family	
H	V41297	MDF	9/8/94	dr	D. SHEAFFER 3/14/91	HPC		code	
J	V81411	DLW	8/20/98	engr	S. CLARK 3/14/91	size		213	
K	V82253	HTB	12/29/98	chr	S. CLARK 3/14/91	dwg no		sheet	
L	V00271	JWS	1/31/00	appd	S. CLARK 3/14/91	A		1 of 2	
sheet index		revision sheet	L L	1 2	scale		50009		
						cage code			
						22526			

ACAD

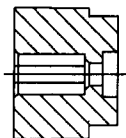
PDM: Rev:L

STATUS:Released

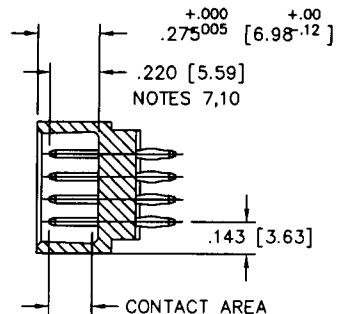
Printed: Mar 04, 2005

PRODUCT NO.	DIM.	LENGTH FORMULAS
SEE NOTE 1	DIM "A"	.100/2.54 x NO. OF COLUMNS +.75/19.1
	DIM "B"	.100/2.54 x NO. OF COLUMNS +.450/11.43
	DIM "C"	.100/2.54 x NO. OF COLUMNS -.100/2.54

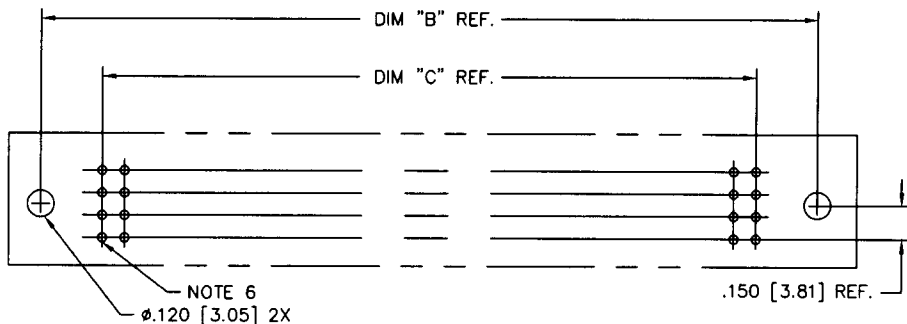
Tous droits strictement reserves. Reproduction ou communication a des tiers interdite sous quelque forme que ce soit sans autorisation ecrite du propriétaire. Propriete de c FCI. Droits de reproduction FCI.



SECTION U-U



SECTION X-X



RECOMMENDED PCB LAYOUT
(ALL HOLES LOCATED ON .100/2.54 GRID UNLESS OTHERWISE SPECIFIED)

NOTES:

- ① PRODUCT NUMBERING CODE:
 $50009 - X\ YYY\ Z$
 X: TAIL LENGTH (NOTE 5)
 YYY: NO. OF POSITIONS (NOTE 2)
 Z: PLATING (NOTE 4)
 50009: BASE NUMBER
- ② PRODUCT NUMBERING CODE FOR SELECT LOAD PART NUMBERS:
 $50009 - XXYYY$
 X: SEQUENCE NUMBER
 YY: ALWAYS 'XX'
 YYY: BASE NUMBER
- ③ THIS PRODUCT IS CONFIGURED IN SIZES OF 6 thru 100 COLUMNS IN INCREMENTS OF ONE.
 i.e.: 6,7,8,9,.....99,100.
- ④ HOUSING MATERIAL: GLASS AND MINERAL FILLED HIGH TEMP. THERMOPLASTIC. FLAME RETARDANT PER UL94V-0. COLOR: BLACK.
 PIN MATERIAL: PHOS BRONZE
- ⑤ PLATING CONTACT AREA OPTIONS:
 1 = 30u"/.76u GOLD
 3 = 50u"/1.27u GOLD
 5 = 30u"/.76u GXT
- ⑥ TAIL LENGTH OPTIONS: ($\pm .015/.38$)
 A = .177/4.5 L = .188/4.78 .062 PCB
 C = .533/13.54 P = .470/11.94 .062 PCB/SHROUD
 D = .733/18.62 R = .250/6.35 .062 PCB
 G = .250/6.35
- ⑦ $\phi .0453/1.151$ DRILLED HOLE PLATED WITH .0003/.007 MIN. SnPb OVER .001/.03 to .003/.08 Cu. PLATING TO ACHIEVE A $\phi .040 \pm .003/1.02 \pm .08$ HOLE.
- ⑧ TO ASSURE PROPER INSTALLATION: TOOLING, AS SPECIFIED IN INSTRUCTION MANUAL 155915-001 MUST BE USED. PIN MATING LENGTH WILL BE $\pm .002/.05$ AFTER INSTALLATION.
- ⑨ COMPANY NAME, PART NUMBER AND LOT CODE TO APPEAR ON THIS SURFACE PER BUS-12-108.
- ⑩ FOR DOCUMENTATION MENU, SEE BUS-01-057.
- ⑪ REFERENCE 50807 FOR F.M.L.B. AVAILABLE OPTIONS AND WORKSHEET.

All rights strictly reserved. Reproduction or issue to third parties in any form whatever is not permitted without written authority from the proprietor. Property of FCI. Copyright FCI.

mat'l. code		tolerances unless otherwise specified		CUSTOMER COPY		 www.fciconnect.com	
ltr	ecn no	dr	date	linear	projection	title	
				.XX \pm .01/.X \pm .3		4 ROW VERTICAL HEADER	
				.XXX \pm .005/.XX \pm .13		w/PRESS FIT PINS, 0 G.P.	
				.XXX \pm .0020/.XXX \pm .05		product family	code
				angles		HPC	213
				dr	D. SHEAFFER	3/14/91	size
				enfr	S. CLARK	3/14/91	dwg no
				chr	S. CLARK	3/14/91	50009
				appd	S. CLARK	3/14/91	sheet
							2 of
sheet index	revision sheet						